



## CSUWB 200

### ■ Mounting Method

K : Key width 32mm assemble

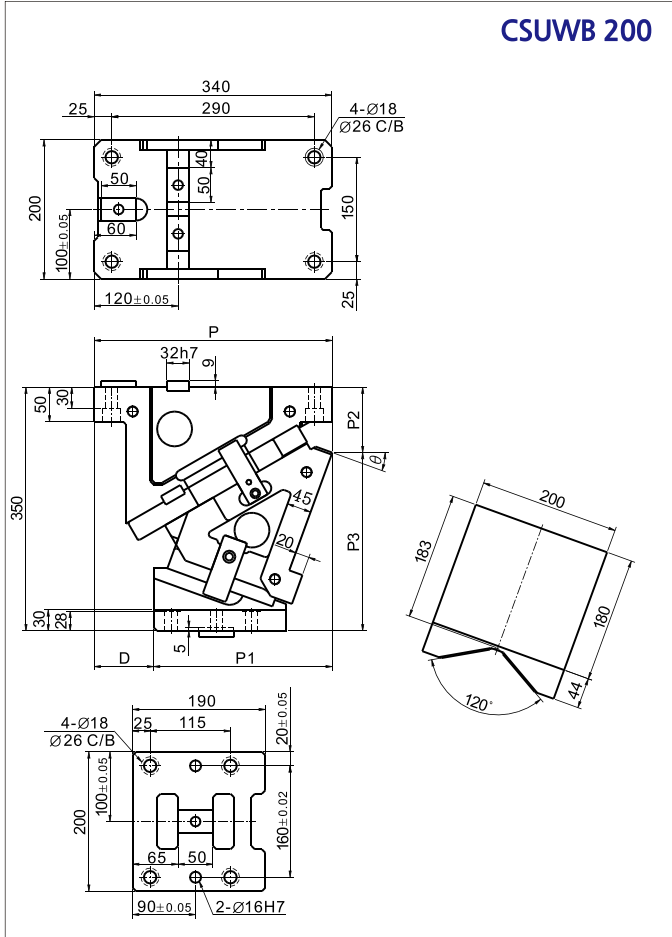
### ■ Return Spring

Coil Spring : TM 50-225

Gas Spring :

GD- L.750.075. (DADCO)

GK-K750-63.5 (KALLER)

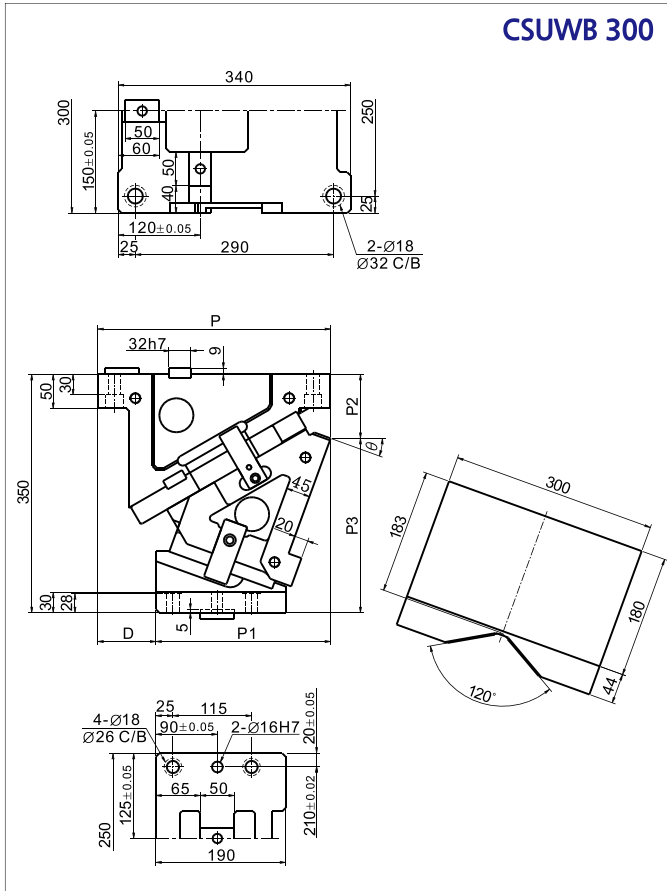


Catalog No.	Working Face (W)	Stroke (ST)	$\theta$	P	P1	P2	P3	D
CSUWB	200	38.6	0	313.00	175.00	58.00	292.00	138
		42.6	5	320.64	195.64	64.34	285.66	125
		46.7	10	331.08	216.08	72.47	277.53	115
		50.9	15	336.17	236.17	82.37	267.63	100
		55.3	20	340.76	255.76	94.00	256.00	85
		60.0	25	344.69	274.69	102.32	274.68	70
		65.1	30	347.83	292.83	112.25	237.75	55
		70.8	35	355.03	310.03	123.73	226.27	45
		77.1	40	351.17	326.17	136.66	213.34	25
		84.5	45	356.12	341.12	150.95	199.05	15
		93.3	50	348.77	354.77	161.49	188.51	-6
		104.6	55	352.01	367.01	178.16	171.84	-15
120	60	332.75	377.75	195.83	154.17	-45		



Order CSUWB200-10-K  
CSUWB200-20-K-GD

## CSUWB 300



### ■ Mounting Method

K : Key width 32mm assemble

### ■ Return Spring

Coil Spring : TM 50-225

Gas Spring :

GD- L.750.075. (DADCO)

GK-K750-63.5 (KALLER)

Catalog No.	Working Face (W)	Stroke (ST)	$\theta$	P	P1	P2	P3	D
CSUWB	300	38.6	0	313.00	175.00	58.00	292.00	138
		42.6	5	320.64	195.64	64.34	285.66	125
		46.7	10	331.08	216.08	72.47	277.53	115
		50.9	15	336.17	236.17	82.37	267.63	100
		55.3	20	340.76	255.76	94.00	256.00	85
		60.0	25	344.69	274.69	102.32	274.68	70
		65.1	30	347.83	292.83	112.25	237.75	55
		70.8	35	355.03	310.03	123.73	226.27	45
		77.1	40	351.17	326.17	136.66	213.34	25
		84.5	45	356.12	341.12	150.95	199.05	15
		93.3	50	348.77	354.77	161.49	188.51	-6
		104.6	55	352.01	367.01	178.16	171.84	-15
120	60	332.75	377.75	195.83	154.17	-45		



Order CSUWB300-10-K  
CSUWB300-30-K-GD



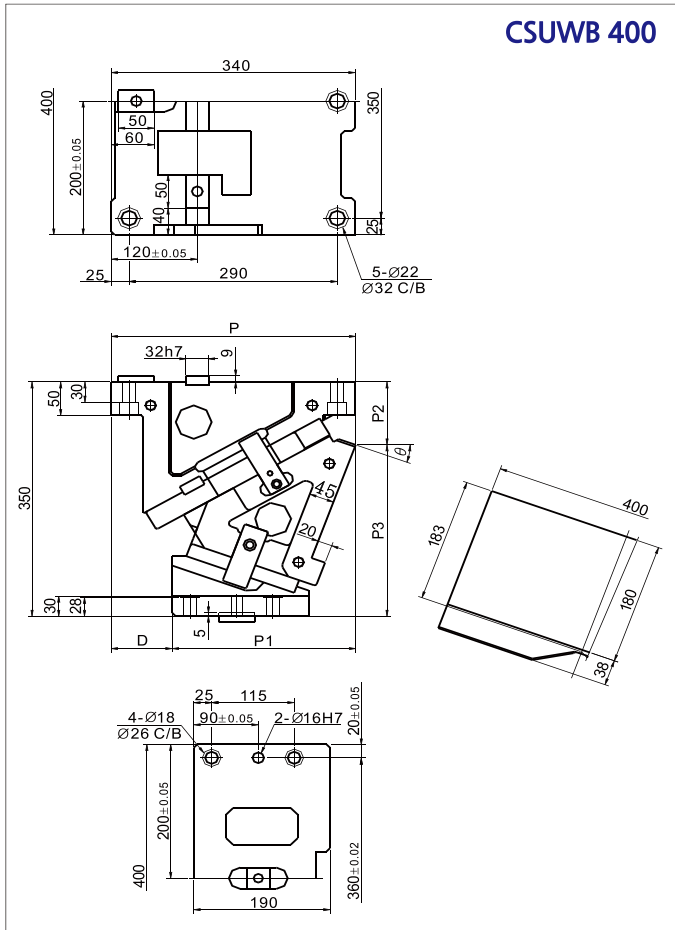
## CSUWB 400

### ■ Mounting Method

K : Key width 32mm assemble

### ■ Return Spring

Coil Spring : TM 50-225  
 Gas Spring :  
 GD- L.750.075. (DADCO)  
 GK-K750-63.5 (KALLER)

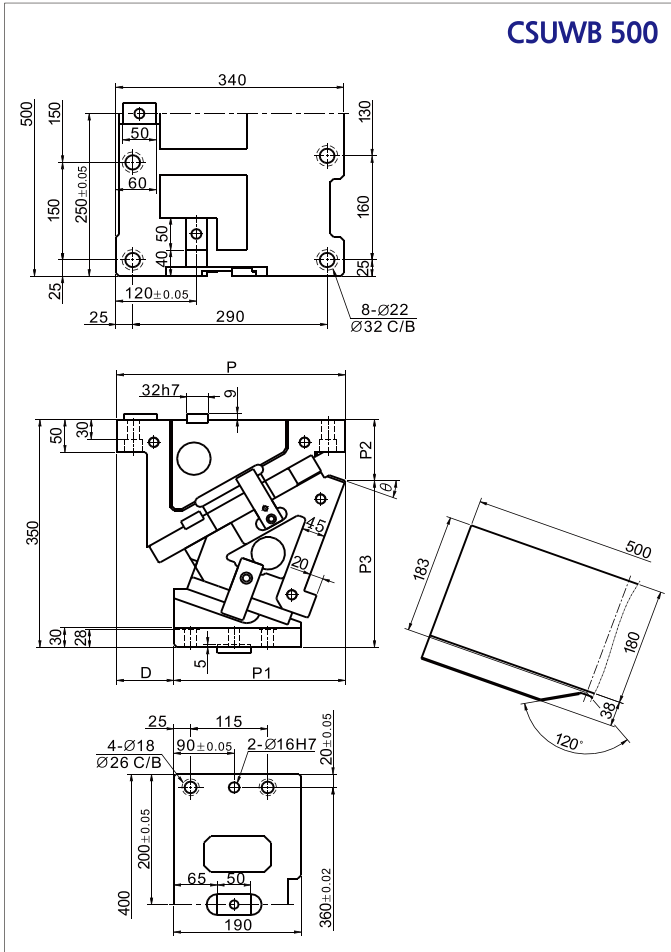


Catalog No.	Working Face (W)	Stroke (ST)	θ	P	P1	P2	P3	D
CSUWB	400	38.6	0	313.00	175.00	58.00	292.00	138
		42.6	5	320.64	195.64	64.34	285.66	125
		46.7	10	331.08	216.08	72.47	277.53	115
		50.9	15	336.17	236.17	82.37	267.63	100
		55.3	20	340.76	255.76	94.00	256.00	85
		60.0	25	344.69	274.69	102.32	274.68	70
		65.1	30	347.83	292.83	112.25	237.75	55
		70.8	35	355.03	310.03	123.73	226.27	45
		77.1	40	351.17	326.17	136.66	213.34	25
		84.5	45	356.12	341.12	150.95	199.05	15
		93.3	50	348.77	354.77	161.49	188.51	-6
		104.6	55	352.01	367.01	178.16	171.84	-15
		120	60	332.75	377.75	195.83	154.17	-45



Order CSUWB400-10-K  
 CSUWB400-20-K-GD

## CSUWB 500



### ■ Mounting Method

K : Key width 32mm assemble

### ■ Return Spring

Coil Spring : TM 50-225

Gas Spring :

GD-L.750.075. (DADCO)

GK-K750-63.5 (KALLER)

Catalog No.	Working Face (W)	Stroke (ST)	θ	P	P1	P2	P3	D
CSUWB	500	38.6	0	313.00	175.00	58.00	292.00	138
		42.6	5	320.64	195.64	64.34	285.66	125
		46.7	10	331.08	216.08	72.47	277.53	115
		50.9	15	336.17	236.17	82.37	267.63	100
		55.3	20	340.76	255.76	94.00	256.00	85
		60.0	25	344.69	274.69	102.32	274.68	70
		65.1	30	347.83	292.83	112.25	237.75	55
		70.8	35	355.03	310.03	123.73	226.27	45
		77.1	40	351.17	326.17	136.66	213.34	25
		84.5	45	356.12	341.12	150.95	199.05	15
		93.3	50	348.77	354.77	161.49	188.51	-6
		104.6	55	352.01	367.01	178.16	171.84	-15
		120	60	332.75	377.75	195.83	154.17	-45



Order CSUWB500-10-K  
CSUWB500-20-K-GD



**CSUWB 600**

■ **Mounting Method**

K : Key width 32mm assemble

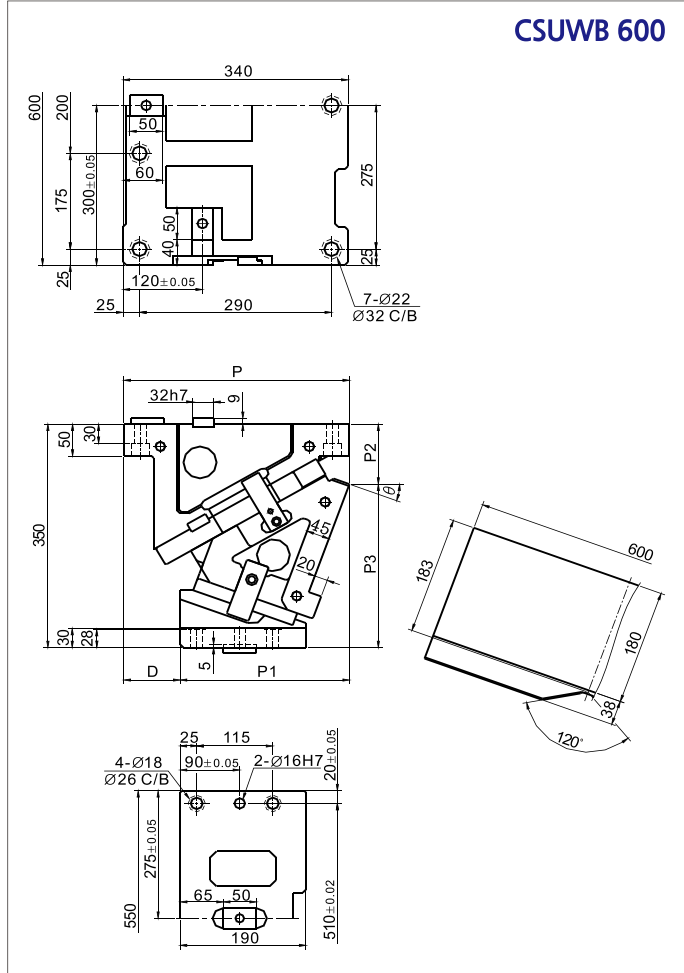
■ **Return Spring**

Coil Spring : TM 50-225

Gas Spring :

GD- L.750.075. (DADCO)

GK-K750-63.5 (KALLER)



Catalog No.	Working Face (W)	Stroke (ST)	θ	P	P1	P2	P3	D
CSUWB	600	38.6	0	313.00	175.00	58.00	292.00	138
		42.6	5	320.64	195.64	64.34	285.66	125
		46.7	10	331.08	216.08	72.47	277.53	115
		50.9	15	336.17	236.17	82.37	267.63	100
		55.3	20	340.76	255.76	94.00	256.00	85
		60.0	25	344.69	274.69	102.32	274.68	70
		65.1	30	347.83	292.83	112.25	237.75	55
		70.8	35	355.03	310.03	123.73	226.27	45
		77.1	40	351.17	326.17	136.66	213.34	25
		84.5	45	356.12	341.12	150.95	199.05	15
		93.3	50	348.77	354.77	161.49	188.51	-6
		104.6	55	352.01	367.01	178.16	171.84	-15
120	60	332.75	377.75	195.83	154.17	-45		



Order CACC600-10  
CACC600-30-K